

FEATURES

- Wide measuring range. Several types transducer for selection.
- High Reliability: Adopt low voltage, multi pulse technology to improve accuracy, useful life and reliability.
- Strong Anti-interference: dual-balance signal differential receiver/driver circuit to avoid interference of converter, TV tower, high voltage line etc.
- Powerful recording function
- Far transmission distance, easy for networking: RS485 support wireless network, connect GPRS module to accomplish wireless transmission.
- Support heat measurement: Connect the temperature transducer, can finish the heat/energy measurement



CONVERTOR

Principle	: Transit-time ultrasonic flowmeter
Accuracy	: $\pm 1\%$
Operation	: 4 keyboards operation
Signal output	: 1 way 4~20mA output, electric resistance 0~1K, accuracy 0.1% 1 way OCT pulse output (Pulse width 6~1000ms, default is 200ms) 1 way relay output
Signal Input	: 3 way 4~20mA input, accuracy 0.1%, acquisition signal such as temperature, press and liquid level Connect the temperature transducer Pt100, can finish the heat/energy measurement
Data Interface	: Insulate RS485 serial interface, upgrade the flowmeter software by computer, support the MODBUS

SPECIAL CABLE

Twisted-pair cable, generally, the length under 50 meters; select the RS485, transmission distance can over 1000m.

PIPE INSTALLATION CONDITION

Pipe material	: Steel, Stainless steel, Cast iron, Copper, Cement pipe, PVC, Aluminum, Glass steel product, liner is allowed
Pipe diameter	: 15...6000mm
Straight pipe	: Transducer installation should be satisfied: upstream 10D, downstream 5D, 30D from the pump

MEASURING MEDIUM

Type of liquid	: Single liquid can transmit sound wave, such as Water (hot water, chilled water, city water, sea water, waste water, etc.); Sewage with small particle content; Oil (crude oil, lubricating oil, diesel oil, fuel oil, etc.); Chemicals (alcohol, etc.); Plant effluent; Beverage: Ultra-pure liquids, etc.
Temperature	: -30...160°C
Turbidity	: No more than 10000 ppm and less bubble
Flowrate	: 0...±7 m/s

WORKING ENVIRONMENT

Temperature	: Converter: -20...60°C; Flow Transducer: -30...160°C
Humidity	: Converter: 85% RH; Flow Transducer: can measure under water, water depth $\leq 2m$ (transducer sealed glue)







APPLICATION

- Water supply and drainage
- Heating
- Construction of Energy-saving
- Metallurgy
- Petrochemical
- Power

SPECIFICATIONS

Power supply	: DC8-36V or AC10-30V (optional)
Power consumption	: 1.5W
Dimension	: 95 x 95 x 35 mm (converter)

MEASURING DIAGRAM

	Flow Measurement	Heat Measurement	Features
Clamp on			<ul style="list-style-type: none"> • No need to cut off water, no pressure loss. • Connect clamp on temperature transducer, can finish the heat/energy measurement. • Easy for installation.
Insertion			<ul style="list-style-type: none"> • No need to cut off water, no pressure loss. • Stable and reliable for long term operation. • Connect Pt100 temperature transducer, can finish the heat/energy measurement.
Pipe			<ul style="list-style-type: none"> • Need to cut off pipe. • With high accuracy and stability. • Connect Pt100 temperature transducer, can finish the heat/energy measurement.

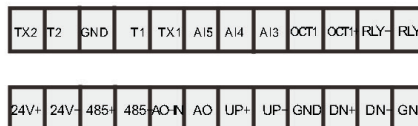
MEASURING DIAGRAM

Front View



- Dimensions: 92 x 90 x 34mm
- LCD display: 60 x 19mm
- 4 keyboard operation

Wiring Diagram



Back View







- Installation method: Guide Rail (width is 35mm)

OPTIONAL TRANSDUCERS

Types	Picture	Spec.	Model	Measurement Range	Temperature	Dimension
Clamp on		Small size	TS-2	DN15~DN100	-30...90°C	45 x 25 x 32mm
		Medium size	TM-1	DN50~DN700	-30...90°C	64 x 39 x 44mm
		Large size	TL-1	DN300~DN6000	-30...90°C	97 x 54 x 53mm
High temp clamp on		Small size	TS-2-HT	DN15~DN100	-30...160°C	45 x 25 x 32mm
		Medium size	TM-1-HT	DN50~DN700	-30...160°C	64 x 39 x 44mm
		Large size	TL-1-HT	DN300~DN6000	-30...160°C	97 x 54 x 53mm
Insertion		Standard	TC-1	DN80~DN6000	-30...160°C	190 x 80 x 55mm
		Lengthen	TC-2	DN80~DN6000	-30...160°C	335 x 80 x 55mm
Pipe		π type	G3	DN15~DN25	-30...160°C	Please refer to detailed pipe dimensions
		Standard	G2	DN32/DN40	-30...160°C	
		Standard	G1	DN50~DN6000	-30...160°C	

Rev. 00

OPTIONAL TEMPERATURE TRANSDUCERS

Picture	Specification	Model	Meas. Range	Temperature	Cut of water	Accuracy
	Clamp on temperature Transducer Pt100	CT-1	≥DN50	-40...160°C	No	100°C ± 0.8°C
	Insertion temperature Transducer Pt100	TCT-1	≥DN50	-40...160°C	Yes	
	Insertion Pt100 Installation with pressure	PCT-1	≥DN50	-40...160°C	No	
	Insertion Pt100 small size pipe diameter	SCT-1	<DN50	-40...160°C	Yes	

2024-SANGAN All rights reserved. Technical specifications are as such at time of printing. Changes and omission may happen